

CENTAUR FONT - MAC

V2.2 centaurs1.ttf

This font was created to make available glyphs of the Centaurean bodies (such as Chiron, Pholus and Nessus), and those bodies out past Neptune/Pluto (such as Eris and Sedna.) Several interesting minor planets are also included. Many of these bodies were recently discovered and therefore do not have as yet any universally accepted symbols, so you will see a number of the minor planets on this font with two or more symbols (allowing you to choose the ones that you feel most comfortable with. Also included are symbols for the planets, (including the two most commonly used glyphs for Pluto), nodes, and a few other points, including the Galactic Center. There are even symbols for Fire, Earth, Air and Water.

I will be updating this font from time to time.

So, if you have a glyph for one of the Centaurs, or a body from the outer reaches of the solar system, I would love to include it in the next version of this font.



Contact me at CentaureanAstrology@zanestein.com

This font has been compiled by Zane B Stein, also known as: Mr. Chiron
And distributed by Centaurean Astrology. © 2020

ACCESSING THE CHARACTERS ON THIS FONT


If you are reading the Pages version of this document, you can easily copy glyphs right from the table below and paste them into your documents. But if you are like me you prefer to be able to type the character when you need it.

Ninety-two of the glyphs are mapped to the keyboard keys, either as lower or upper case. For these, the specific key is listed below. For example, here you see Cybele and Hebe mapped to capital and lower case F:

Cybele	F	
Hebe	f	


But there are about eighty other glyphs on this font, and so not all of them are accessible just by typing one of the keys. There are four groups of glyphs that are not mapped to a single key, and here is how you access each one:

OPTION KEY



About thirty of the glyphs are accessible by holding down the Option (or Alt) key, and then pressing one of the keys on the keyboard.

These will be listed as Opt and the keyboard character. For example, the South Node is listed as Opt with the lower case a.

South Node	Opt a	
------------	-------	-------------------------------------------------------------------------------------

Note: With letters, please note whether it is listed as Capital or Lower Case

SHIFT PLUS OPTION KEY

About eighteen of the glyphs are accessible by holding down the Shift AND the Option key, and then pressing one of the keys on the keyboard.

They will be listed as Shift Opt and the keyboard character. For example, the Moon is listed as Shift Opt and the left arrow key:

Moon	Shift Opt <	☾
------	-------------	---

OPTION-LINKED WITH ANOTHER KEY

About thirty-two glyphs must be accessed by holding down the Option key and another key, releasing them, and then pressing the third key. They will be listed as Opt-x, x. For example, one symbol of Pluto is listed as Opt dash lower case u comma capital E:


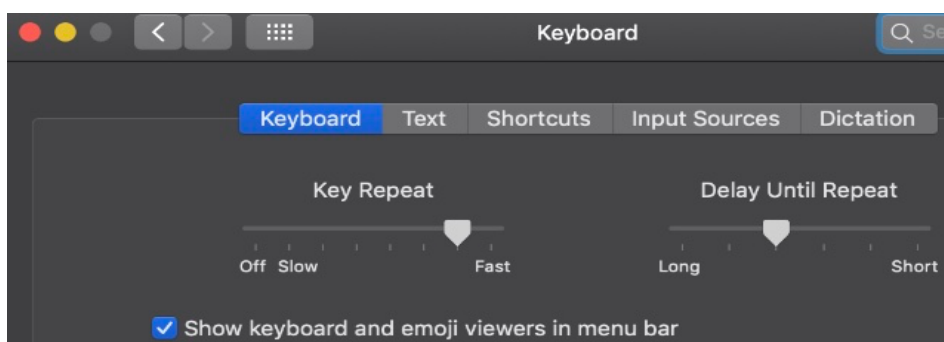
Pluto	Opt-u, E	♇
-------	----------	---

SPECIAL NO-KEYBOARD CHARACTERS – USING THE CHARACTER VIEWER

When the glyph you want to use has no keyboard access, you can find it in Mac's "Character Viewer" tool. There are about fifteen glyphs accessible this way. They are listed as CV and then the character you will need. For example, the three different Orcus symbols are listed this way:

Orcus	CV ¼	♃
Orcus	CV ½	♄
Orcus	CV ¾	♅

Some people like to enable the Keyboard Viewer for easier access. To do this, go to System Preferences > Keyboard, and click the checkbox next to "Show viewers for keyboard, emoji and symbols menu bar." The viewer now will usually appear in the top right side of the menu bar.



But whether it appears there or not, you can just bring it up by holding down the buttons, and pressing the Space bar.

(While working in a document you may also be able to bring up by placing the cursor somewhere where you are able to enter text, pulling down the Edit menu, and then

HOW TO FIND EACH GLYPH

NAME	KEY or OPTION	GLYPH
#15874 (1966 TL66)	Shift Opt D	♁
#29981 (1999 TD10)	Shift Opt F	♂
#308933 (2006 SQ372)	:	♁
#33128 (1998 BU48)	8	♁
#44594 (1999 OX3)	Opt Y	♁
#87269 (2000 OO67)	Opt 0	♁
Aesculapia	!	♁
Air Element	Opt u	♁
Albion	#	♁
Albion	\$	♁
Albion	%	♁
Albion	&	♁
Altjira	(♁
America)	♁
Amor	*	♁
Amphitrite	+	♁
Amycus	,	♁
Aphidas	cv p	♁
Apollo	-	♁
Apophis	.	♁
Arawn	/	♁
Arrokoth	Opt 3	♁
Asbolus	0	♁
Ascendant	1	♁
Atlantis	2	♁

NAME	KEY or OPTION	GLYPH
Aurora	3	♁
Bacchus	4	♁
Bienor	5	♁
Black Sun	6	♁
Borasisi	7	♁
Ceres	<	♁
Ceto	=	♁
Chaos	?	♁
Chaos	>	♁
Chariklo	@	♁
Chariklo	A	♁
Chiron	B	♁
Comet	C	♁
Crantor	D	♁
Cruithne	E	♁
Cybele	F	♁
Cyllarus	G	♁
Cyllarus	H	♁
Damocles	I	♁
Dark Moon	J	♁
DeeDee	K	♁
Deucalion	L	♁
Dioretsa	M	♁
Dziewanna	CV Ā	♁
Earth	N	♁
Earth Element	O	♁

NAME	KEY or OPTION	GLYPH
Echeclus	P	♁
Eclipse	Q	♁
Egeria	R	♁
Elatus	S	♁
Elatus	T	♁
Elatus	U	♁
Eris	V	♁
Eris	W	♁
Eris	X	♁
Eris	Y	♁
Eris	Z	♁
Eros	[♁
Eunomia	\	♁
Euphrosyne]	♁
Europa	^	♁
Fire Element	_	♁
Fortuna	`	♁
Galactic Center	a	♁
Galactic Center	b	♁
G!kun 'homdima	CV ā	♁
Gonggong	Opt-u, y	♁
Haumea	c	♁
Haumea	d	♁
1999 HD12	e	♁

NAME	KEY or OPTION	GLYPH
Hebe	f	
Hector	g	
Heracles	h	
Herculina	i	
Hermione	j	
Hidalgo	k	
Huya	l	
Huya	m	
Hygeia	n	
Hylonome	o	
Hylonome	p	
Hylonome	q	
Hylonome	r	
Icarus	s	
Interamnia	t	
Iris	u	
Isis	v	
Ixion	{	
Ixion	w	
Ixion	x	
Ixion	y	
Ixion	z	
Ixion		
Juno	}	
Jupiter	~	
1999 JV127	Opt 1	
Ka'epaoka'awela	Opt m	

NAME	KEY or OPTION	GLYPH
Lachesis	Opt 4	
Leleākūhonua	;	
Lempo	CV ð	
Lilith – Asteroid	CV ɶ	
Lilith – Black Moon	Opt y	
Lilith – Dark Moon	CV !	
Logos	Opt y	
Makemake	Opt u	
Makemake	Opt g	
Manwe	Opt 9	
Mars	Opt	
Mercury	Opt l	
Minerva	Opt r	
Moon	Shift Opt <	
Mors-Sumnus	Shift Opt 8	
Nemesis	Shift Opt +	
Neptune	CV ²	
Nessus	CV ³	
Nessus	Opt 3	
Niku	9	
North Node	Opt 7	
Okyrhoe	Shift Opt 9	
Okyrhoe	Shift Opt Z	
Okyrhoe	CV ¹	
Orcus	Shift Opt,	
Orcus	CV ¹ / ₄	

NAME	KEY or OPTION	GLYPH
Orcus	CV ¹ / ₂	
Orcus	CV ¹ / ₃	
Orius	Shift Opt ?	
Ouroboros	Opt-`, A	
Pallas	Opt M	
Pandora	Opt- n, A	
Pars Fortuna	Opt- u, A	
Pelion	Opt A	
Pelion	Shift Opt “	
Pelion	Opt C	
Pelion	Opt-`, E	
Pholus	Opt-e, E	
Pholus	Opt-l, E	
Pluto	Opt- u, E	
Pluto	Opt-`, i	
Praamzius	Opt S	
Pre-Chiron	Opt D	
Priapus	Opt F	
Psyche	CV Ð	
Pylenor	CV Ñ	
Pylenor	Shift Opt L	
Pylenor	Opt H	
Pylenor	Shift Opt J	
Quaoar	Opt- n,o	

NAME	KEY or OPTION	GLYPH
Quaoar	Opt-u, o	
Quaoar	CV x	
Rhadamanthus	Shift Opt O	
Rhadamanthus	Opt-` , U	
Rhea	Shift Opt :	
Rhiphonos	Opt-l, U	
Salacia	Opt-u, U	
Sappho	Opt-e, y	
Saturn	CV p	
Sedna	Opt s	
Sedna	Opt-` , a	
Sedna	Opt-e, a	
Sedna	Opt-l, a	
Sila Nunam	Opt-n, a	
South Node	Opt a	
Sun	Opt “	
Sylvia	Opt c	
Teharonhiawako	Opt-` , e	
Thalia	Opt-e, e	
Themis	Opt-l, e	
Thereus	Opt-u, e	
Thereus	Opt-` , i	
Thereus	Shift Opt S	
Toro	Opt-n, n	

NAME	KEY or OPTION	GLYPH
Typhon	Shift Opt i	
Typhon	Shift Opt h	
Urania	Shift Opt J	
Uranus	Opt-n, o	
Varda	Opt-n, n	
Varuna	Opt ?	
Varuna	Opt o	
Venus	Opt-` , u	
Vesta	Opt-e, u	
Vulcano	Opt-i, u	
Water Element	Opt-u, u	
Wheel	Opt-e, y	

USING THE FONT

Install the font just like you would any font. Simply install it, and you can then use it in any document or email.